

ELK GROVE UNIFIED SCHOOL DISTRICT

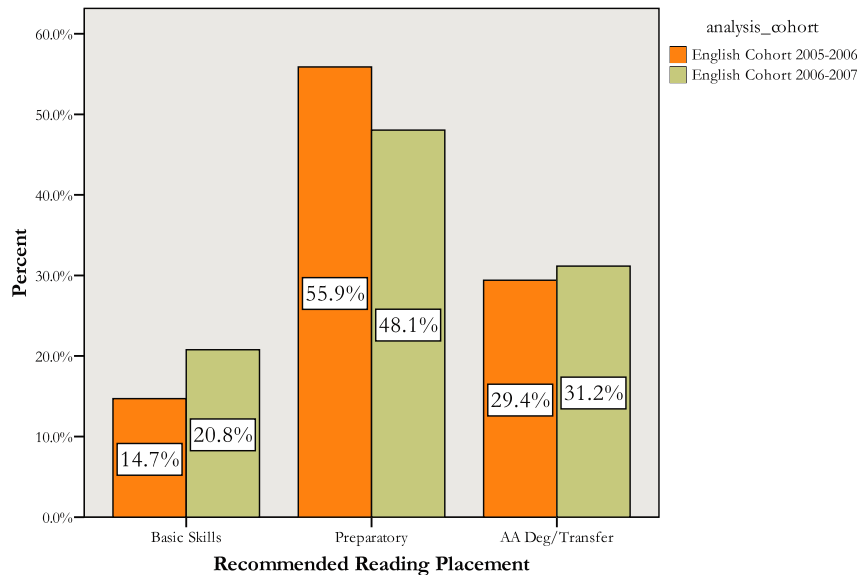
(ALTERNATIVE EDUCATION)



READING

WRITING

Reading Placement By Type of School (2005-06 and 2006-07) - Continuation Schools



Writing Placement By Type of School (2005-06 and 2006-07) - Continuation Schools



Overview of Reading Assessment (all alternative education students, n=149)

- Nearly 1 in 5 alternative education students assessed into basic skills reading;
- 3 out of 10 alternative education students placed into transfer-level reading;
- A comparable percentage of EGUSD students from alternative education placed into the entry-level basic skills reading course (8.8%) as compared with the second basic skills reading course (8.8%);
- 75% of alternative education students who did not place into transfer-level reading placed only one level below transfer-level; and
- The reading competency of incoming EGUSD students from alternative education declined slightly over the two year period.

Overview of Writing Assessment (all alternative education students, n=149)

- Nearly 1 in 3 alternative education students assessed into basic skills writing;
- A greater percentage of alternative education students placed into the entry-level basic skills writing course (16.6%) as compared with the second basic skills writing course (11.1%);
- Nearly 1 in 3 alternative education students assessed into transfer-level writing; and
- If assessment results remain static, during the Fall 2008 semester 64.8% of incoming EGUSD students from alternative education will place into a writing class that is not AA or AS degree applicable (due to an increase in the AA/AS Degree requirements for writing).

ELK GROVE UNIFIED SCHOOL DISTRICT

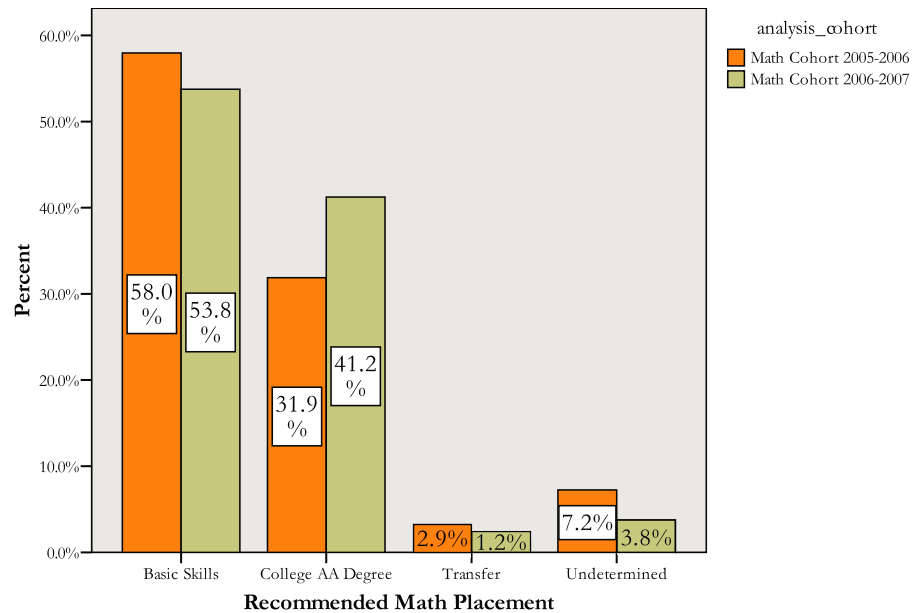
(ALTERNATIVE EDUCATION)



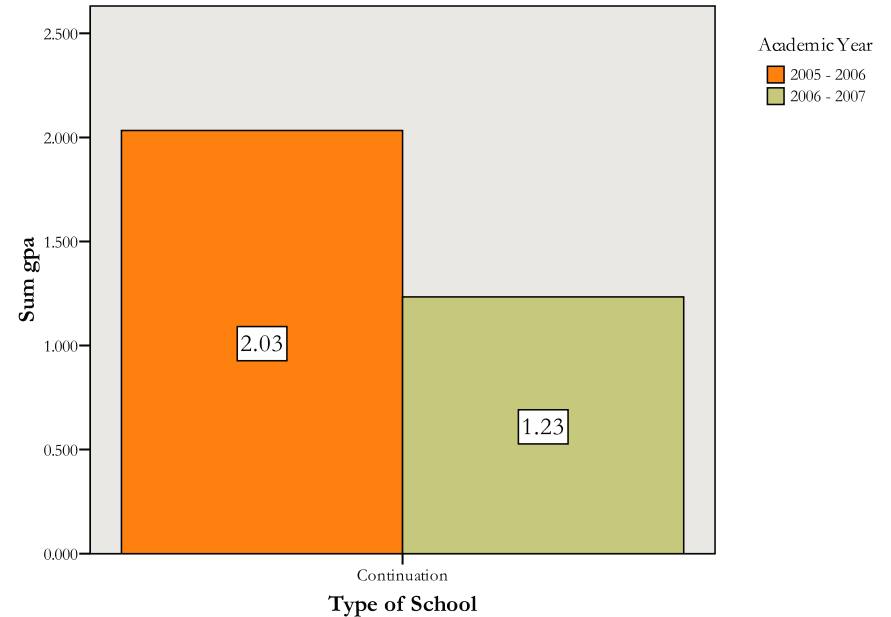
MATH

GPA

Math Placement By Type of School (2005-06 and 2006-07) - Continuation Schools



Average Weighted GPA By High School Type



Overview of Mathematics Assessment (all alternative education students, n=149)

- 1 out of 2 alternative education students assessed into basic skills math;
- A greater percentage of EGUSD students from alternative education placed into the entry-level basic skills mathematics course (36.9%) as compared with the second basic skills mathematics course (18.8%);
- Nearly 2 out of 5 alternative education students assessed into an AA or AS degree applicable math course;
- The math competency of incoming EGUSD students from alternative education, as measured by the assessment test results, improved slightly over the two year period; and
- If assessment results remain static, during the Fall 2008 semester 89.3% of incoming EGUSD students from alternative education will place into a mathematics class that is not AA or AS degree applicable (due to an increase in the AA/AS Degree requirements for mathematics).

Overview of Achievement (all alternative education students, n=149)

- EGUSD students from alternative education schools, on average, attempted 8.45 units per semester and completed 4.63 units, a course completion rate of 54.8%. This compares to college-wide data that indicates first time freshmen, on average, enrolled in 11.4 units and completed 7.8 units, a course completion rate of 68.4%.
- The GPA for the EGUSD alternative education 06-07 cohort (1.23) decreased significantly from the previous cohort (2.03). This compares to an 06-07 GPA of 2.24 and an 05-06 GPA of 2.55 for all first time freshmen at the college.
- The persistence rate (the percent of student who remained enrolled during the next academic year) for the alternative school cohort was approximately 36% as compared with a college-wide rate of approximately 51.4%.