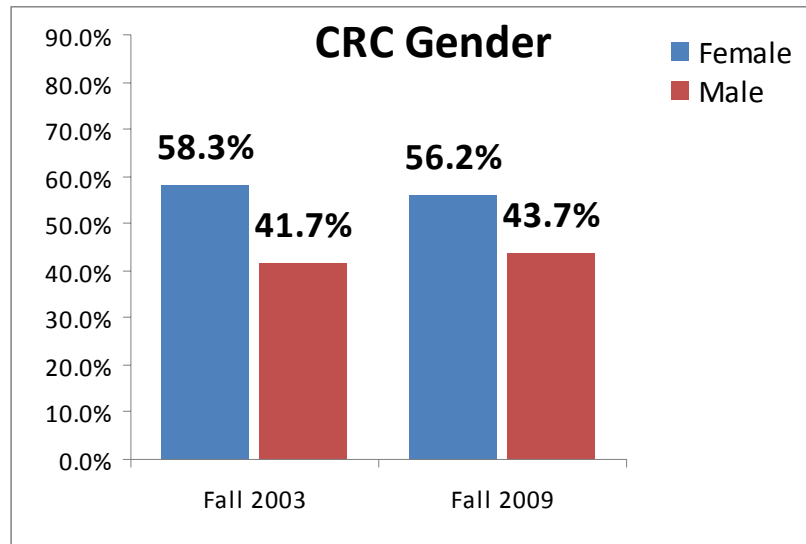




**CRC's Proportion of Students by Gender Holds Steady**



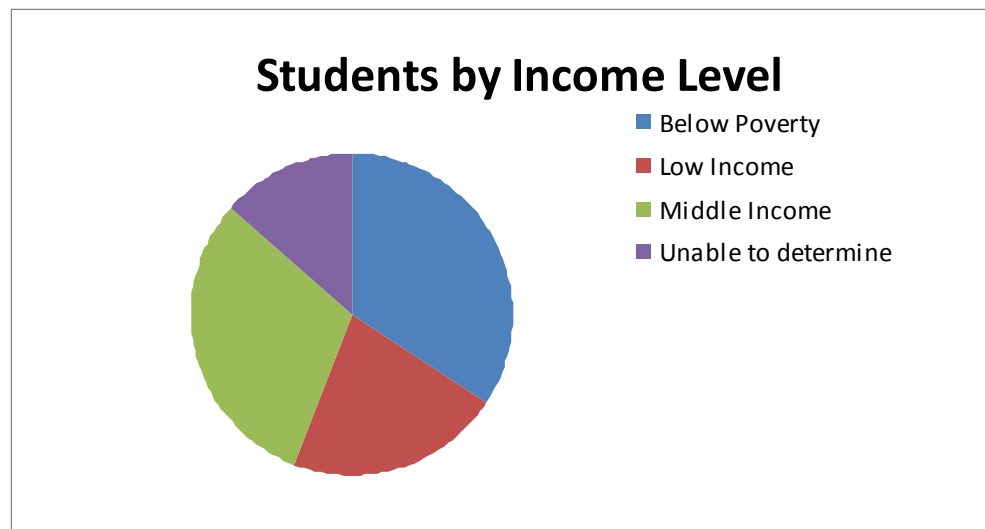
Historically, more female than male students attend CRC, and this proportion has stayed relatively constant over time.

This pattern, however, is moderating a bit, mostly due to the fact that close to 51% of incoming students between 18 and 30 years of age are male.

- Low-income students often are not aware of support programs and services available on campus or they do not understand how they can benefit from this assistance;
- Low-income students face difficulties with seeking and asking for help because they fear stigmatizing themselves; and
- Low-income students are most likely to “fall through the cracks” when services lack centralization, coordination or adequate resources.

Indiana Youth Institute

**CRC Students Have Diverse Socio-economic Backgrounds**



In addition to serving a student population that is ethnically diverse, the college also serves a student population that is socio-economically diverse. It is interesting to note that over 55% of the CRC student population is classified below poverty or low-income and 30% is

considered “middle income.”

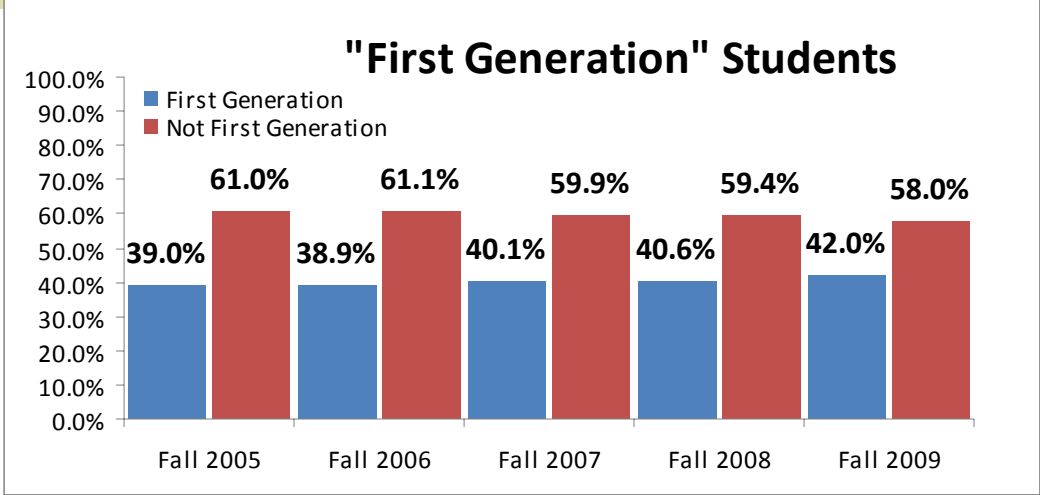
The Department of Health and Human Services defines poverty level thresholds of varying amounts depending on the size of the household. A household of one person with an income less than \$10,830 is

defined as poverty level, with each additional person adding approximately \$3,750 to the poverty threshold.

Low income status thresholds are approximately 1.5 times the poverty level thresholds.



**CRC's "First Generation" Student Population Continues to Increase**



A student is determined to be "first generation" if neither of the student's parents have earned college degrees. CRC has

the highest proportion of first generation students in the District. If first generation students were

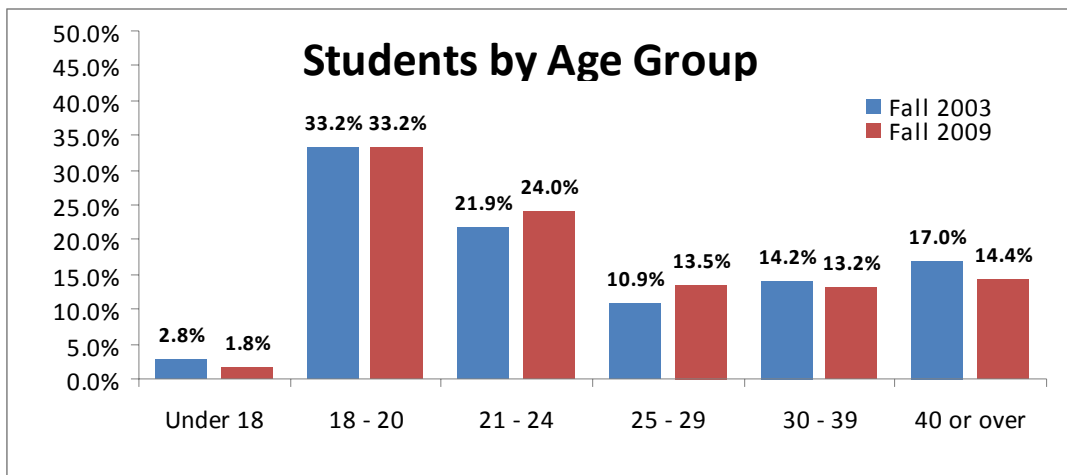
distributed evenly across the college, approximately 15 students out of a class of 35 would be first generation.

**Did You Know?**

Research has indicated that students whose parents have no education beyond high school are significantly less likely to graduate than peers whose parents have at least a bachelor's degree. Almost 30 percent of first-generation students come from homes with annual family incomes under \$25,000. The financial burdens faced by some first-generation students tend to impair their "engagement," academic and otherwise, once they get into college.

2005 Freshman Survey  
UCLA Higher Education  
Research Institute.

**CRC Students Getting Younger**



CRC serves the younger, "traditional" student population as well as students who are older. During fall 2009, the "traditional" CRC student population of students under the age of 25 comprised nearly 60% of the total student population.

Compared to fall 2003, CRC has a slightly higher proportion of students between the ages of 21 through 29 years old, but has a

lower proportion of students 30 years or older.

Currently, students under the age of 30 comprise almost 60 percent of the College's student population.

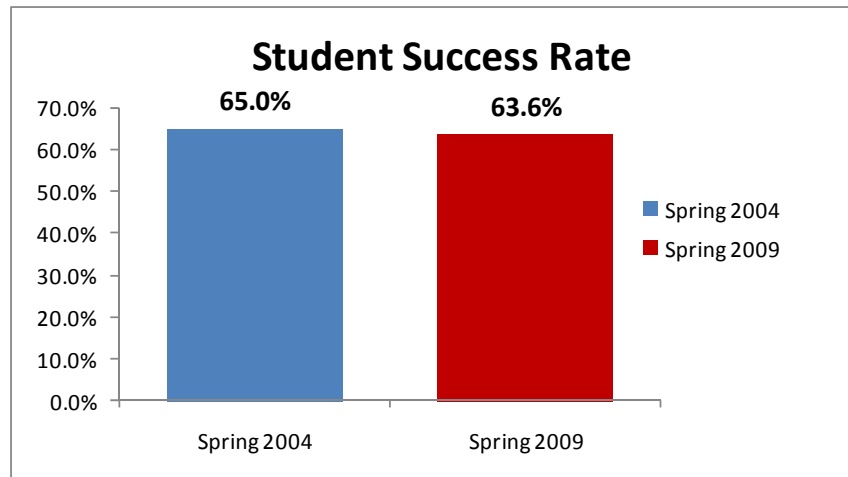
The youngest student at the college this fall is 14 years old and the oldest student is 88 years old.



Cosumnes River College  
 Research Office  
 8401 Center Parkway  
 Sacramento, CA 95823

Phone: 916-691-7385  
 Fax: 916-691-7375  
 E-mail: [brazilb@crc.losrios.edu](mailto:brazilb@crc.losrios.edu)

## CRC's Student Success Rates Relatively Unchanged



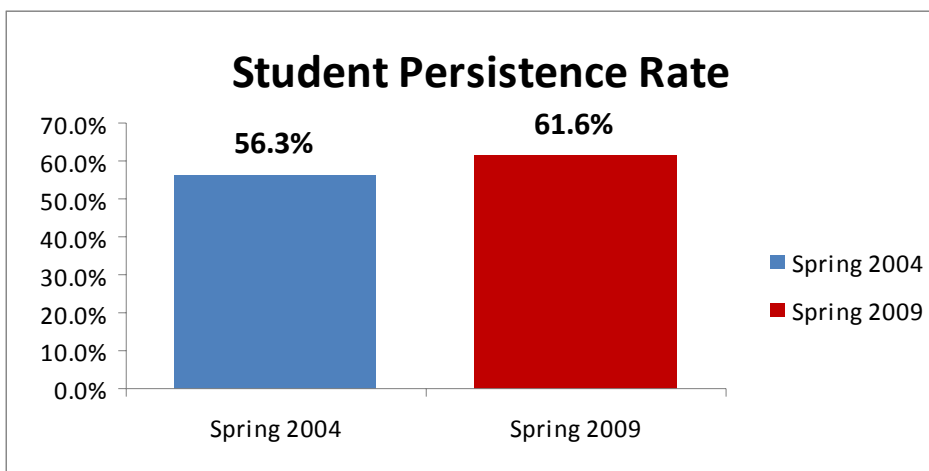
CRC student success rates have been fairly stable over time. Student success rates are calculated by taking the number of successfully completed courses and dividing them by the total number of courses

attempted (note: courses that were dropped before 4th week census are not counted in the numerator or the denominator). The average CRC student course success rate of 63.6% is not significantly

different than it was back in spring 2004. The student success rates in the district have ranged from 66% to 68% during this time.

For more information, please visit our Web Site at :  
[www.crc.losrios.edu/Faculty\\_&\\_Staff/Research\\_Office.htm](http://www.crc.losrios.edu/Faculty_&_Staff/Research_Office.htm)

## CRC's Student Persistence Rates Increase



The student persistence rate is defined as the percentage of students who attend CRC during a given fall term who enroll in a class the subsequent spring term. Numerous efforts by the college in the instructional and student

services areas have improved the overall CRC student persistence rate to 61.6% in spring 2009 as compared to 56.3% in spring 2004, an increase of 5.3%. If this persistence rate is reflected uniformly across the campus,

approximately 14 students in a fall class of 35 students will **not** return to the college in the spring. The persistence rates in the district have ranged from 58% to 61% during this time.

### Research Quotes

"Research is creating new knowledge."

Neil Armstrong

"The outcome of any serious research is to create two questions where there before was one."

Thorstein Veblen

"If we knew what we were doing, it wouldn't be called research."

Albert Einstein