

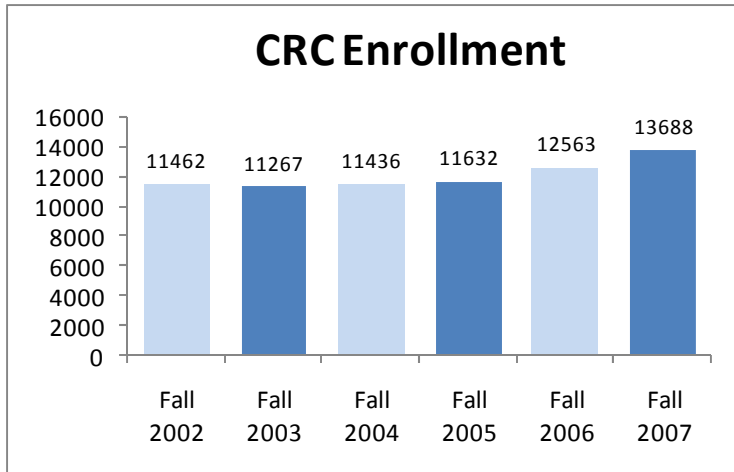
# Research Brief

Fall 2007

Volume 1, Issue 1

October, 2007

## CRC is a growing college



Over the past 10 years, the enrollment at CRC has increased 60 % from 8,563 students in fall 1996 to 13,688 students in fall 2007.

During the past three fall terms, CRC has experienced a 17.6% increase in enrollment.

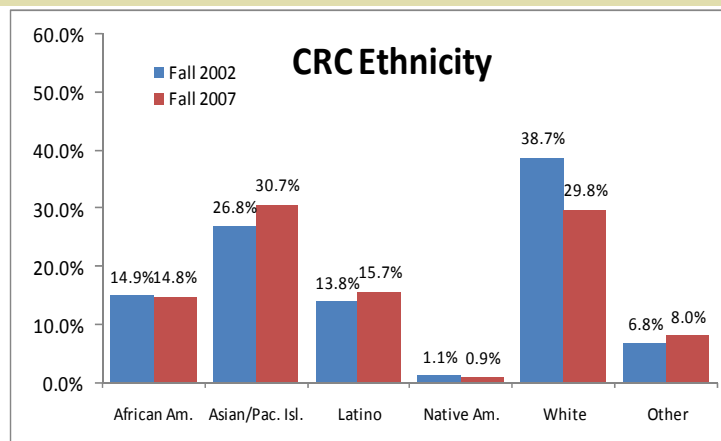
CRC comprises roughly 17% of the overall Los Rios District enrollment.

The infrastructure bond that passed several years ago funds construction that will double the square footage of instructional space at the college. These new facilities will help address the growth of the student population, which is expected to continue as a result of the explosive growth in the Laguna and Elk Grove areas.

### What the Research Office is working on this fall:

- REVIEW OF ACCREDITATION RESEARCH NEEDS
- ANALYSIS OF LRCCD STUDENTS WHO DO NOT GO TO CRC
- ANALYSIS OF THE IMPACT OF DIFFERENT INSTRUCTIONAL MODES UPON STUDENT SUCCESS
- ELK GROVE UNIFIED SCHOOL DISTRICT STUDENT ASSESSMENT RESULTS IN MATH AND ENGLISH
- TRANSFER STUDY

## CRC is a diverse college



CRC is one of the most ethnically diverse colleges within the Los Rios district. Serving the communities of South Sacramento, Laguna, Elk Grove, Meadowview, as well as a five-county area from the greater Sacramento

region, CRC serves students from communities that are struggling economically as well as communities that are relatively new and growing at a rapid pace.

Fifteen years ago, 50% of

the students identified themselves as ethnic minority students. Currently, the ethnic minority student population comprises 70% of the total student population.

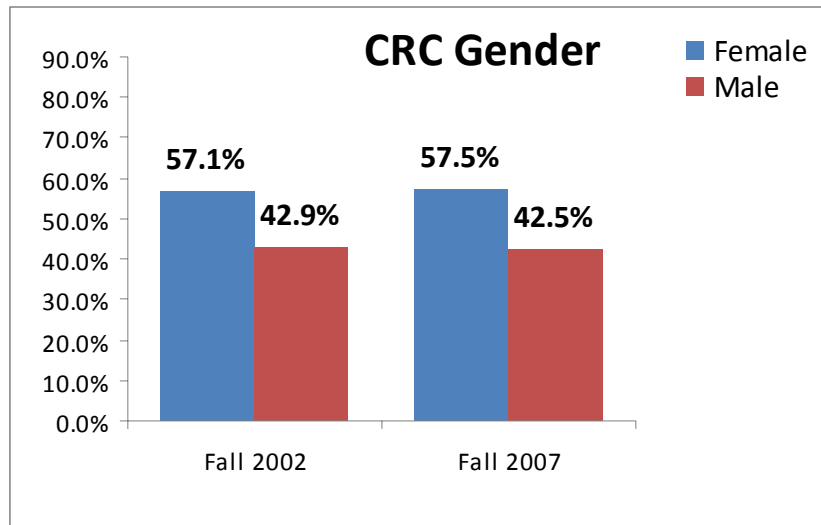
During the past five years, CRC has experienced a significant growth in the number of Asian/Pacific Islander and Latino students.

This ethnic diversity is accompanied by first generation status, socio-economic diversity, and language diversity. Over 90 different first languages are spoken by CRC students.

### Inside this issue:

CRC STUDENTS BY GENDER	<b>2</b>
CRC STUDENTS BY INCOME	<b>2</b>
FIRST GENERATION STUDENTS	<b>3</b>
CRC STUDENTS BY AGE GROUP	<b>3</b>
CRC STUDENT SUCCESS RATES	<b>4</b>
CRC STUDENT PERSISTENCE RATES	<b>4</b>

**CRC proportion of students by gender holds steady**



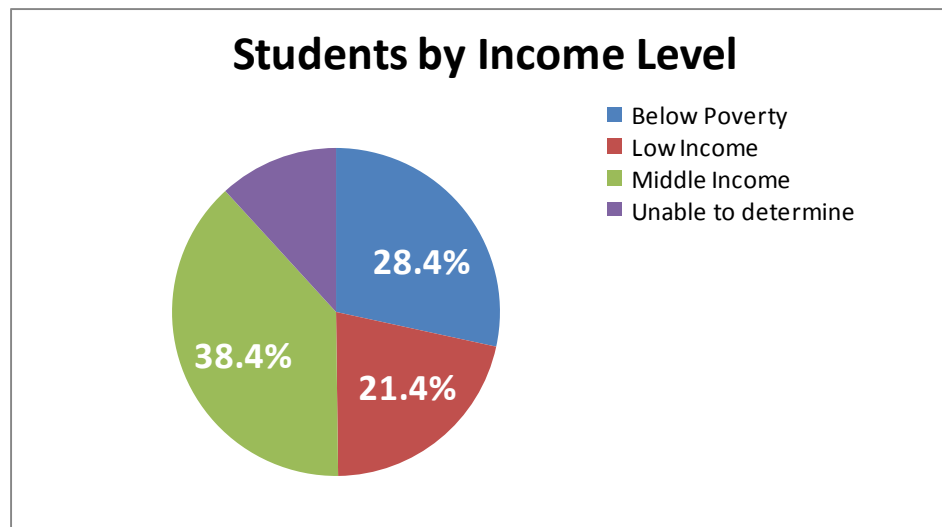
Historically, more female than male students attend CRC, and this proportion has stayed relatively constant over time.

This pattern, however, is not reflected uniformly across all age groups. In particular, close to 50% of incoming students between 18 and 30 years of age are male.

Low income students cite that distractions related to childcare and other adult obligations, concerns about financing, issues related to the quality of academic and career counseling, and issues related to self esteem all negatively impact their academic success and persistence.

- Cook and King (2004)

**CRC serves both low-income and middle-class students**



In addition to serving a student population that is ethnically diverse, the college also serves a student population that is socio-economically diverse. It is interesting to note that approximately 50% of the CRC student population is classified as below poverty or low-income and nearly

40% is considered "middle income."

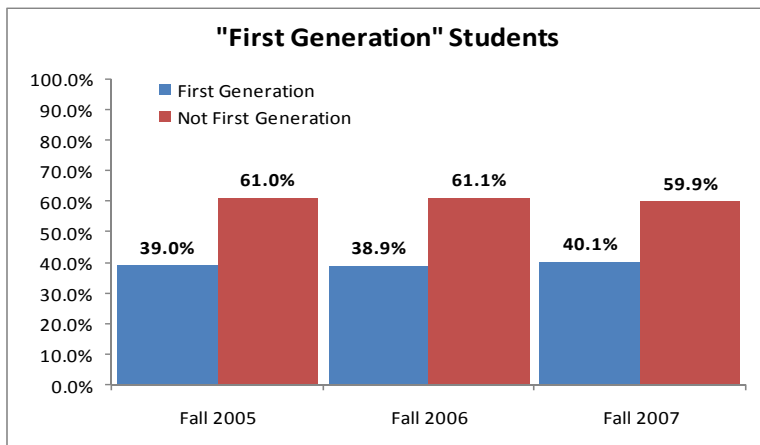
The Department of Health and Human Services defines poverty level thresholds of varying amounts depending on the size of the household. A household of 1 person with an income lower than \$10,210 is defined as

poverty level, with each additional person adding approximately \$3500 to the poverty threshold.

Low income status thresholds are approximately twice the poverty level thresholds.



**CRC "First Generation" student population increases slightly**



In 2005, CRC had the ability to identify students who were "first generation" college students. A student is

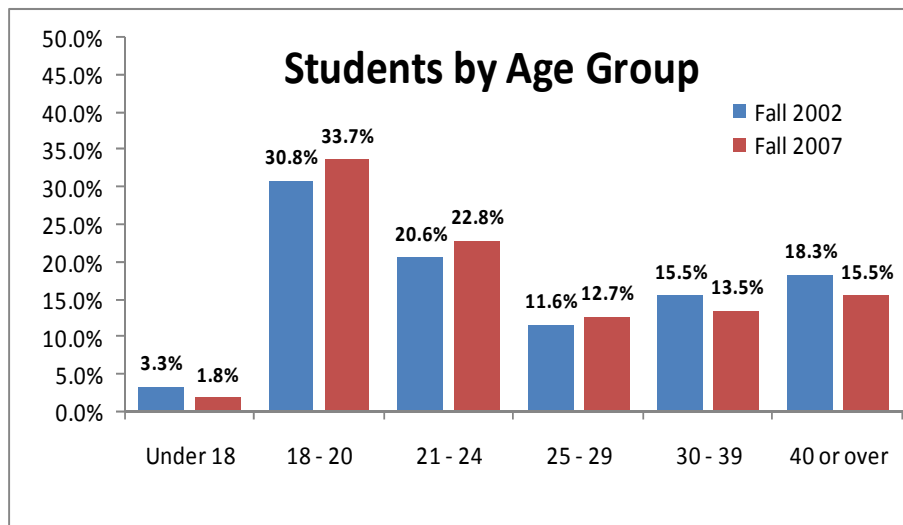
determined to be a "first generation" if one or both of the student's parents do not have college educational experience.

If these students are distributed evenly among the classes at the college, approximately 14 students out of a class of 35 are "first generation" college students.

First Generation students are more likely to attend part time, work more hours per week, and experience a more significant negative impact from their work hours as compared with their peers.

Pascarella, Pierson, Wolniak, Terenzini  
2004

**CRC students getting younger**



CRC serves the younger, "traditional" student population as well as students who are older. During Fall 2007, the "traditional" CRC student population of students under the age of 25 comprised nearly 60% of the total student population.

The relative number of younger students (under 25 years of age) this fall has increased by more than 6.5% as compared with Fall 2002.

Conversely, students who are 30 years of age or older comprised more than 25 % of the total student population.

The relative number of older students (over 30 years of age) this fall has decreased by more than 15% as compared with Fall 2002.

The youngest student at the college this fall is 13 years old and the oldest student is 86 years old.

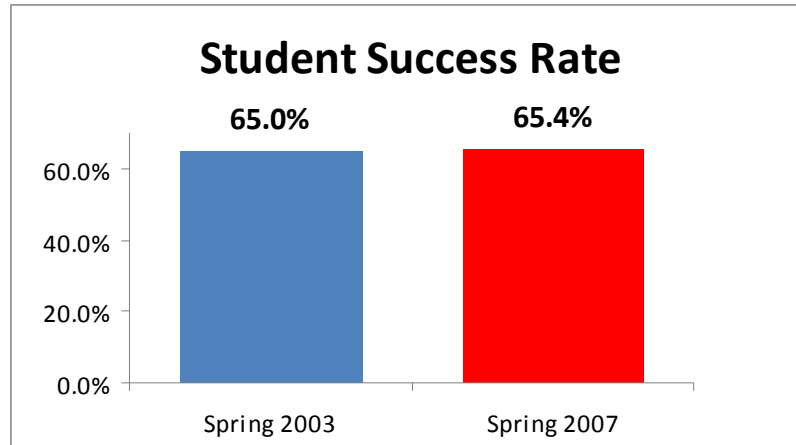


## RESEARCH OFFICE

Cosumnes River College  
 Research Office  
 8401 Center Parkway  
 Sacramento, CA 95823

Phone: 916-691-7385  
 Fax: 916-691-7375  
 E-mail: [brazilb@crc.losrios.edu](mailto:brazilb@crc.losrios.edu)

### CRC student success rates relatively unchanged



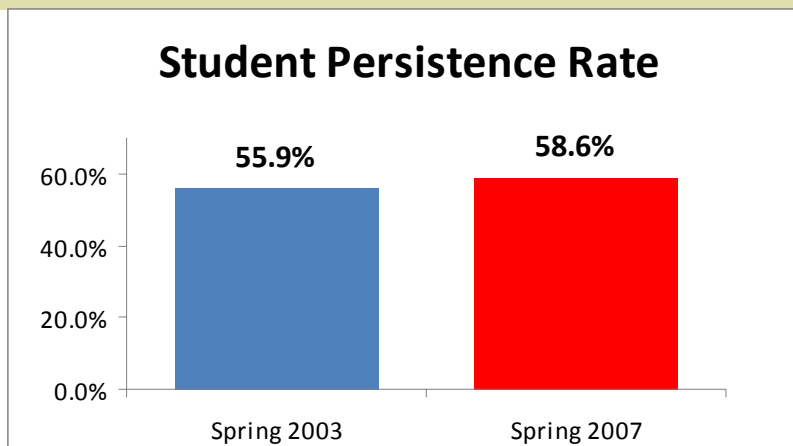
CRC student success rates have been fairly stable over the past ten years. Student success rates are calculated by taking the number of successfully completed courses and dividing them by the total number of

courses attempted (note: courses that were dropped before 4th week census are not counted in the numerator or the denominator). The average CRC student course success rate of

65.4% is not significantly higher than it was back in Spring 2003. The student success rates in the district have ranged from 66% to 68% during this time.

For more information, please visit our web site at :  
[www.crc.losrios.edu/Faculty\\_&\\_Staff/Research\\_Office.htm](http://www.crc.losrios.edu/Faculty_&_Staff/Research_Office.htm)

### CRC student persistence rates increase



The student persistence rate is defined as the percent of students who attend CRC during a given fall term who enroll in a class the subsequent spring term. Numerous efforts by the college in the instructional and student

services areas have improved the overall CRC student persistence rate to 58.6% in Spring 2007 as compared to 55.9% in Spring 2003, an increase of 4.8%. If this persistence rate is reflected uniformly across the campus, it means

that 14 students in a fall class of 35 students will not return to the college in the spring.

The persistence rates in the district have ranged from 58% to 61% during this time.

#### Research...

...is a methodical investigation into a subject in order to discover facts, to establish or revise a theory, or to develop a plan of action based on the facts discovered.

-Encarta