

An Overview of the Enrollment and Success of CRC Students from the Elk Grove Unified School District



Research Office

Introduction and Context

This research report tracks the fall enrollment and success of CRC students whose application indicates they had attended a high school in the Elk Grove Unified School District (EGUSD). Although no information is provided about the demographics of these students, in general most of the students included in these statistics are 25 years of age or younger (due to the fact that students who are older than 25 are not required to provide information about their high school attendance).

Overview of the Results

Enrollment

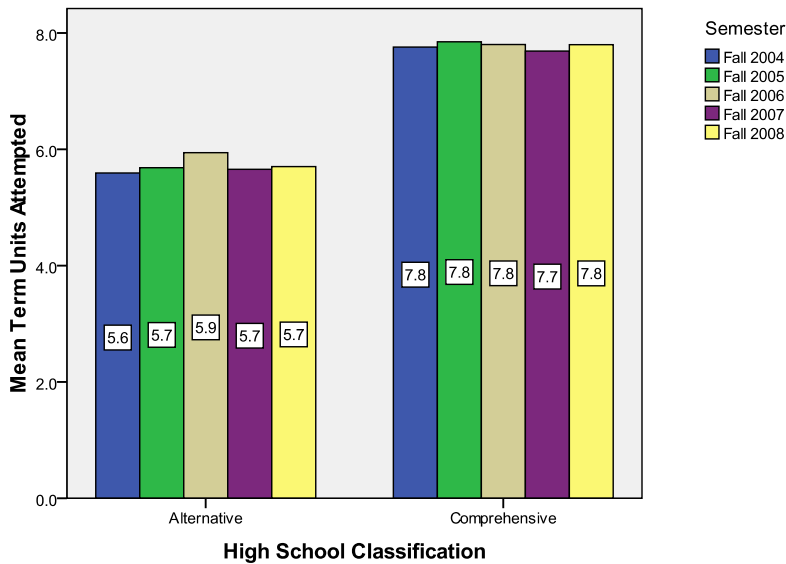
Enrollment of CRC students who indicated they had attended an EGUSD high school has increased 46.7% over the past 5 fall semesters. This exceeds the college's enrollment growth for this same time period (26.9%).

		Semester					Total
		Fall 2004	Fall 2005	Fall 2006	Fall 2007	Fall 2008	
High School Type	Alternative	282	319	337	407	436	1781
	Comprehensive	3191	3352	3688	4187	4662	19080
Total		3473	3671	4025	4594	5098	20861

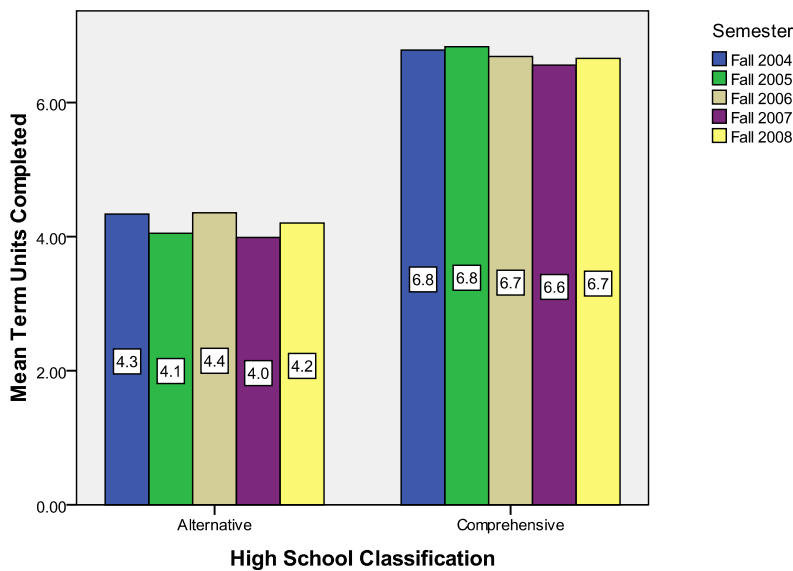
Course Completion

On average, EGUSD student complete approximately 85.5% of their classes. The average number of units attempted and completed has remained relatively unchanged over time and was approximately 7.6 units and 6.5 units per semester respectively. The following graphs indicate that enrollment and course completion rates vary by the type of high school attended. Although students who attended a comprehensive high school enroll in more units, on average, the course completion rates of alternative school students (93%) exceed those of students who attended comprehensive high schools (83.9%).

Average Term Units Attempted for EGUSD High Schools (Fall 2004 - Fall 2008)



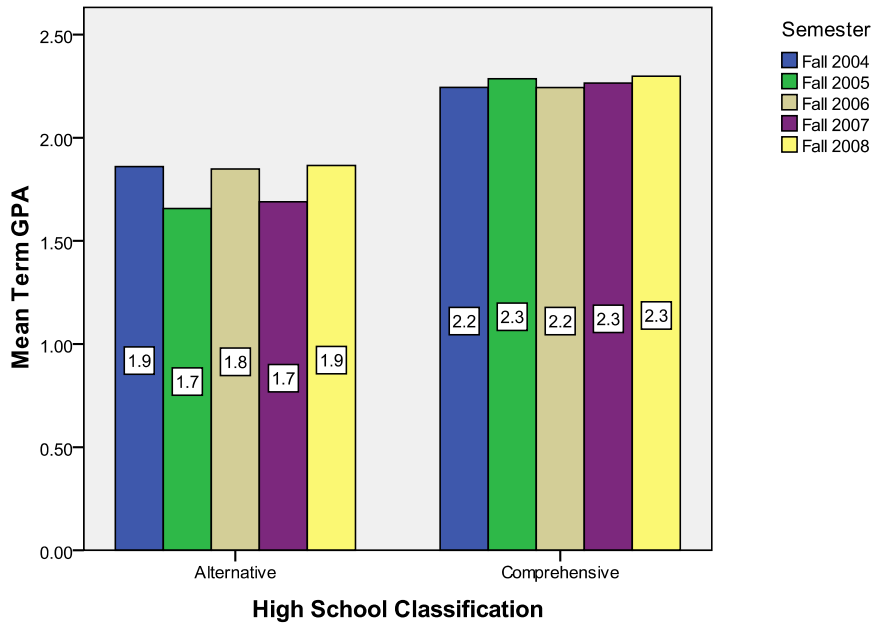
Average Term Units Completed for EGUSD High Schools (Fall 2004 - Fall 2008)



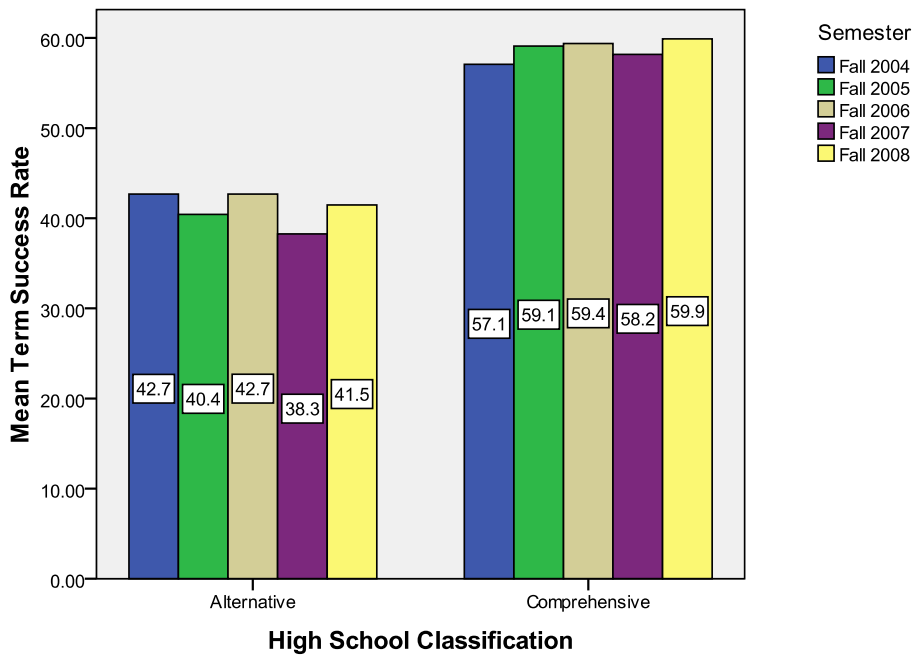
Student Success

The student success measures of cumulative GPA, course success rates, and persistence rates of EGUSD have remained relatively unchanged over time and mirror those of the general student population. Over the past five years, CRC students from EGUSD had an average term GPA of 2.2, course success rates varied slightly from an average of 57.2% and persistence rates have varied slightly from an average of 67.6%. The following graphs indicate, however, that the success of students from alternative schools is generally lower than students who attended comprehensive high schools.

Average Term GPA for EGUSD High Schools (Fall 2004 - Fall 2008)



Average Term Course Success Rate for EGUSD High Schools (Fall 2004 - Fall 2008)



Average Fall-to-Spring Persistence Rate for EGUSD High Schools (Fall 2004 - Fall 2008)

