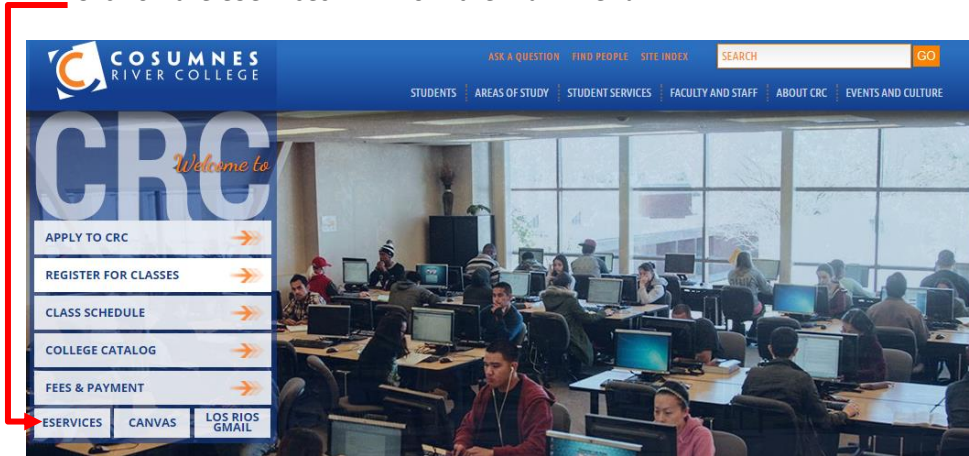
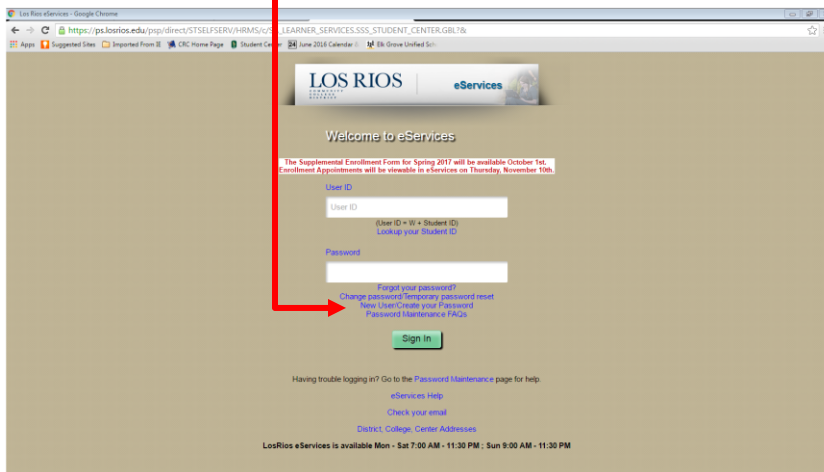


HOW TO SET-UP CRC ESERVICES & STUDENT GMAIL ACCOUNT

1. Go to www.crc.losrios.edu:
 - Click on the eServices Link from the main menu.

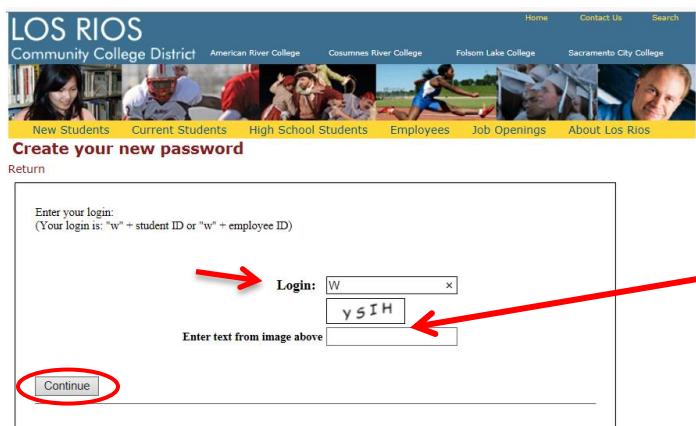


2. Click on the “New User/Create Your Password” link under the Password field.



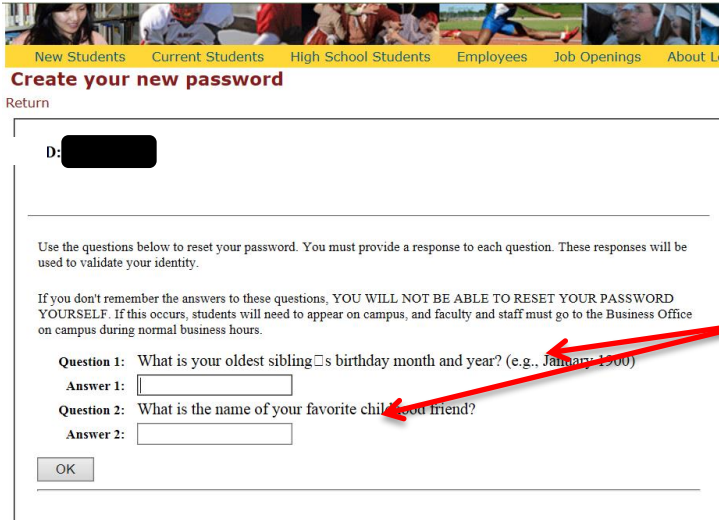
IMPORTANT:
Disable all pop-up blockers when setting up eServices account.

3. Enter your LRCCD College ID# in the Login field.



Enter the text in the box and hit continue

4. Enter the answers to the security questions you chose on your online application.
 - The website is cap sensitive
 - Both questions have to be answered correctly



New Students Current Students High School Students Employees Job Openings About Los Rios

Create your new password

Return

D: [REDACTED]

Use the questions below to reset your password. You must provide a response to each question. These responses will be used to validate your identity.

If you don't remember the answers to these questions, **YOU WILL NOT BE ABLE TO RESET YOUR PASSWORD YOURSELF**. If this occurs, students will need to appear on campus, and faculty and staff must go to the Business Office on campus during normal business hours.

Question 1: What is your oldest sibling's birthday month and year? (e.g., January 1900)

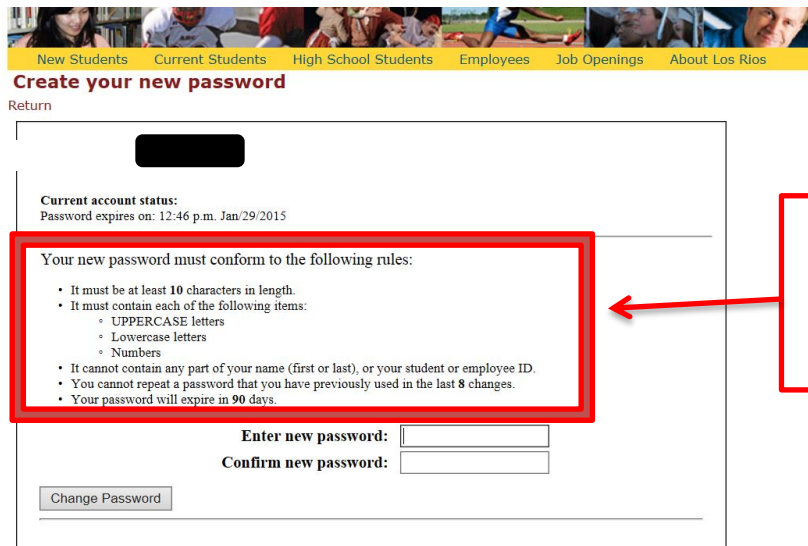
Answer 1:

Question 2: What is the name of your favorite childhood friend?

Answer 2:

These are sample questions. The questions that appear on this page will be the ones you chose from the online application to the college.

5. Create your password.
 - This is your unified password for eServices and your online orientation.
 - Also for Gmail, D2L, Canvas, and Wi-Fi



New Students Current Students High School Students Employees Job Openings About Los Rios

Create your new password

Return

[REDACTED]

Current account status:
Password expires on: 12:46 p.m. Jan/29/2015

Your new password must conform to the following rules:

- It must be at least 10 characters in length.
- It must contain each of the following items:
 - UPPERCASE letters
 - Lowercase letters
 - Numbers
- It cannot contain any part of your name (first or last), or your student or employee ID.
- You cannot repeat a password that you have previously used in the last 8 changes.
- Your password will expire in 90 days.

Enter new password:


Confirm new password:

Be sure to choose a password that meets all the rules listed in the red box. This password is case sensitive.


6. Once you successfully created a password, wait 15 minutes for your log-in to be activated.
7. Go back to the E-Services Main Log-in page to log-in.

How to Activate Student Gmail Account

- To activate your Gmail account, go back to www.crc.losrios.edu
 - Click on the Los Rios Gmail link

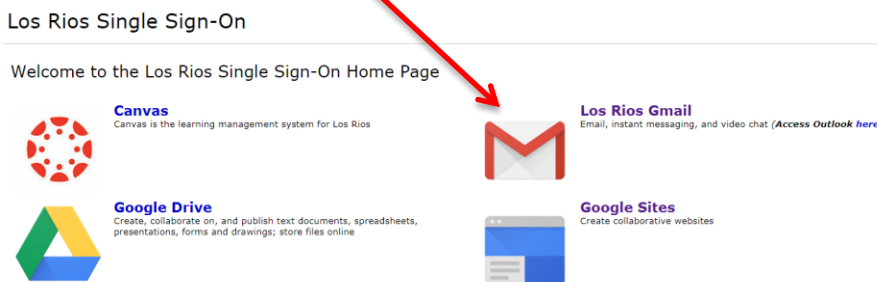


- Enter your Username & Password
 - This is the same username & password from your eServices account.



Check your Los Rios Gmail often. This is the email account the college uses to communicate with all students.

- Select the Los Rios Gmail link (red & white envelope icon)



For additional assistance, please go to a lab at one of the following locations:

CRC Main Campus
8401 Center Parkway
Sacramento, CA 95823
College Center Building
Or Library-125

CRC Elk Grove Center
10051 Big Horn Blvd.
Elk Grove, CA 95757
Main Lobby