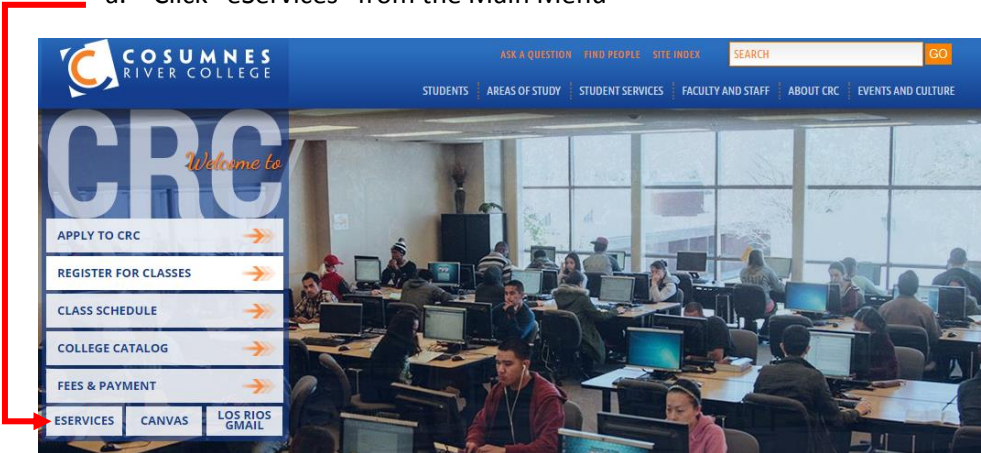
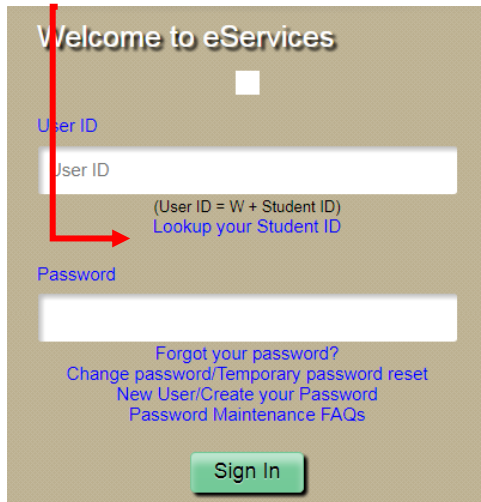


HOW TO LOOK UP YOUR LOS RIOS STUDENT ID NUMBER

1. Go to the website: crc.losrios.edu
 - a. Click “eServices” from the Main Menu



2. Click the link under the User ID field that says “Lookup Your Student ID”



3. Fill in your personal information.

Lookup Your Student ID Number

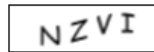
To find your Student ID, you must enter your Social Security Number and your Birthdate and then click "Lookup".

NOTE: Before you can use your Student ID to register for classes, you must first be a current student, or [submit an application](#). If you are unable to find your Student ID, please contact the Records and Admissions office at your college.

1. Enter your 9-digit Social Security Number:

Example: **123456789** (no dashes or spaces)

2. Enter your birthdate: Month Day Year



3. Enter the text from above:

If you are unable to read the image, you may use the [audio version](#).

4. Only click this button once.

This Lookup Service is Available 7:00 AM - 11:30 PM PST (Sundays 9:00 AM)
Current California Time: 11:38 a.m.
Monday, June 19, 2017

IMPORTANT:
Follow the example for formatting.

- a. Follow the rules for formatting your SSN.
- b. Remember to type the letters from the Captcha box
- c. Once completed, click "Lookup", do not press enter.

- 4. If all information is correct and matches what you would have entered on your college application, then your Student ID number will be shown to you on the page in bold.
 - a. It will be a 7-digit number that typically starts with a 0 or a 1.

For additional assistance, please go any of the following locations:

CRC Main Campus
8401 Center Parkway
Sacramento, CA 95823
*Computers located in the
College Center Lobby*

OR

*Student Access Center
Library, L-125*

CRC Elk Grove Center
10051 Big Horn Blvd.
Elk Grove, CA 95757
Computers located in the Main Lobby